ЖУРНАЛ СТРУКТУРНОЙ ХИМИИ

*2019. Том 60, № 7* *Июль* *DOI: 10.26902/JSC_id38787*

**SUPPLEMENTARY MATERIALS TO:**

# SYNTHESIS AND STRUCTURAL CHARACTERIZATION OF A MONOMERIC MIXED LIGAND COPPER(II) COMPLEX INVOLVING N,N,N′,N′-TETRAMETHYLETHYLENEDIAMINE AND MEFENAMATE

**S.S. Batool[1,2], S.R. Gilani[1], S.S. Zainab[2], M.N. Tahir[3], W.T.A. Harrison[4], Q. Syed[5], S. Mazhar[5]**

[1]*Department of Chemistry, University of Engineering and Technology, Lahore, Pakistan*
E-mail syeda_shahzadi_uet@yahoo.com
[2]*Department of Chemistry, Govt. Post Graduate Islamia college (w), Lahore, Pakistan*
[3]*Department of Physics, Sargodha University, Sargodha, Pakistan*
[4]*Department of Chemistry, University of Aberdeen, Aberdeen, Scotland*
[5]*Pakistan Council of Scientific and Industrial Research (PCSIR) Laboratories Complex, Lahore, Pakistan*

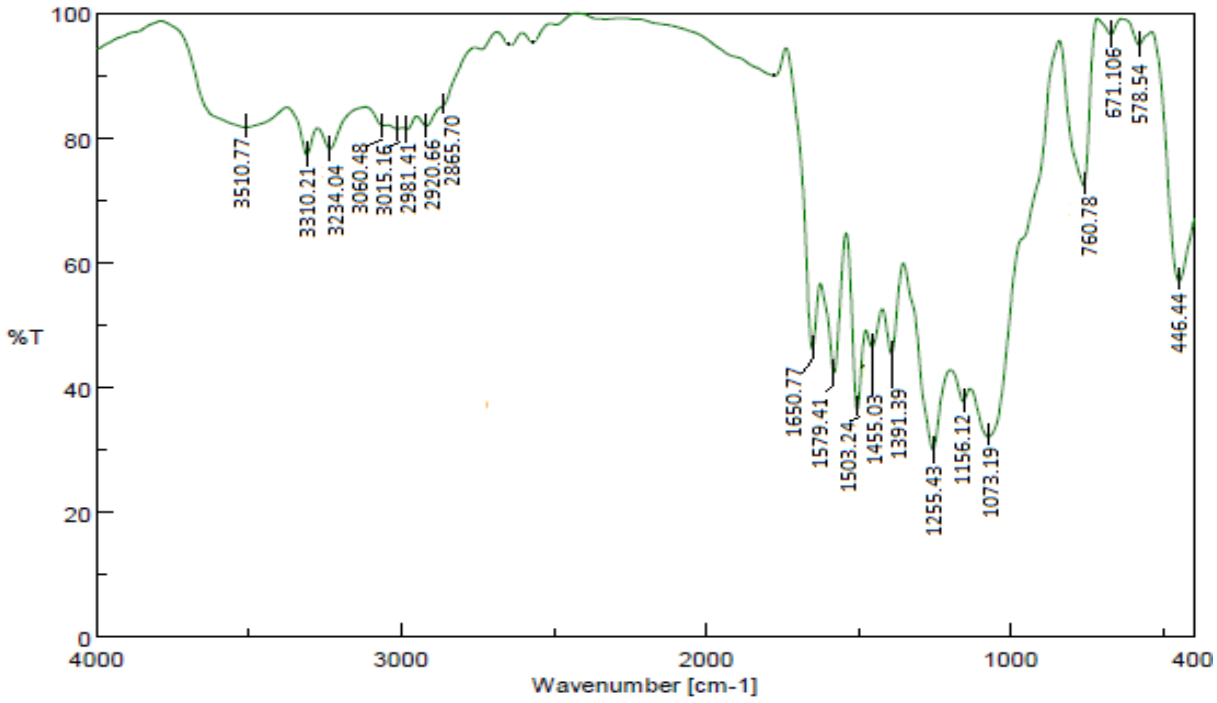


**Fig. S1.** FTIR Spectrum of {[Cu(tmen)(mef)$_2$] **1**.

© Batool S.S., Gilani S.R., Zainab S.S., Tahir M.N., Harrison W.T.A., Syed Q., Mazhar S., 2019

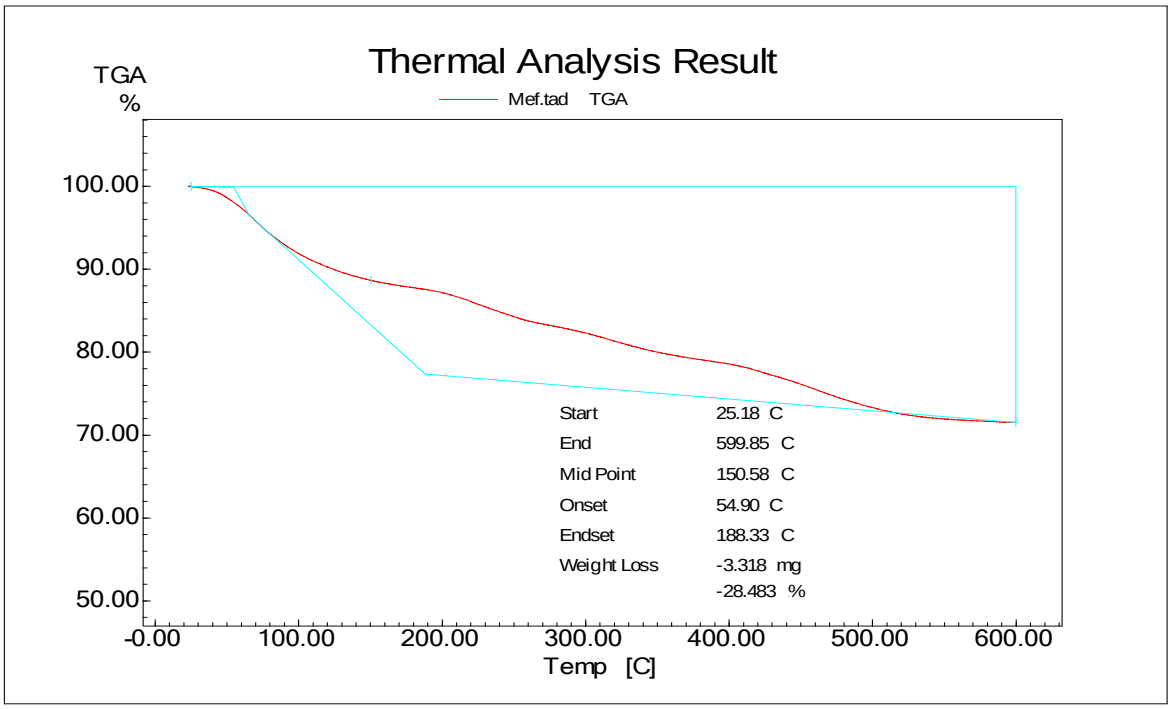


**Fig. S2.** Thermogram of [Cu(tmen)(mef)$_2$] (**1**) in $N_2$.

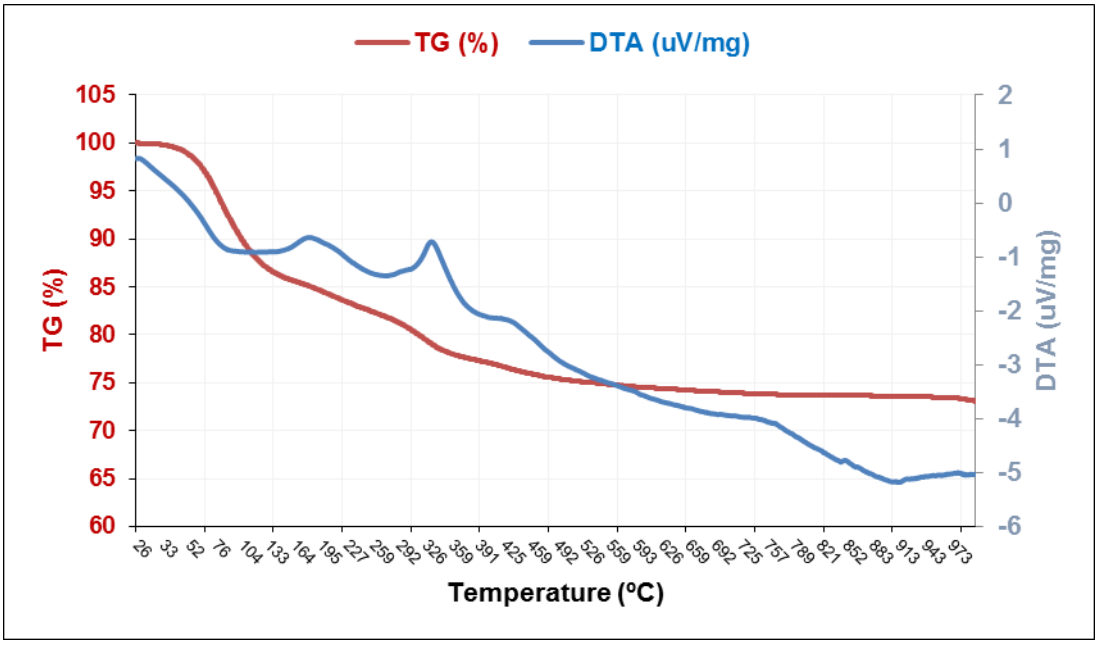


**Fig. S3.** Thermogram of [Cu(tmen)(mef)$_2$] (**1**) in static air.

**Table S1.** The Antimicrobial activity data of complex **1** with inhibition zones (mm) against the bacterial strains

| **Complex** | **Microorganisms** | **Growth inhibition zone in mm (Bacteriostatic effect)** | | | |
|---|---|---|---|---|---|
| | | **Control (DMSO)** | **Concentration in µg/ml of complex** | | |
| | | | **1000** | **500** | **250** |
| Complex **1** | *Bacillus spizizenii* | - | 19 | 14 | 10 |
| | *Escherichia coli* | - | - | - | - |
| | *Klebsiella pneumoniae* | - | - | - | - |
| | *Staphylococcus aureus* | - | 20 | 16 | 11 |
| Cefixime | *Bacillus spizizenii* | - | 29 | 22 | 13 |
| | *Escherichia coli* | - | 29 | 23 | 12 |
| | *Klebsiella pneumoniae* | - | 30 | 24 | 14 |
| | *Staphylococcus aureus* | - | 29 | 22 | 12 |

–: No effect, Cefixime= positive control, DMSO = negative control [39]